

Syllabus amends - Set exercises and variations Advanced 1 Ballet, female

(January 2015)

The following amendments have been made to the *Set Exercises and Variations, Advanced 1 Ballet, female* (printed in 2013)

- Most recent amendments are added to the beginning of the document (except where notes and Benesh are listed together for clarity)
- Each correction is contained within a box
- Each box contains the **date** of the amendment
- The correction itself is shaded

P14 – A1-05: Battements fondus and ronds de jambe en l'air (October 2014)

Description of correction: 'Développé' changed to 'Extend leg':

2	Extend leg to 2nd at 45° en demi-pointe	
a3	Turning to face other side petit battement beating devant en demi-pointe and derrière en fondu with fully stretched foot	Arm 1st
4	Extend leg derrière at 45° en demi-pointe with inside leg	Arm to 1st arabesque line

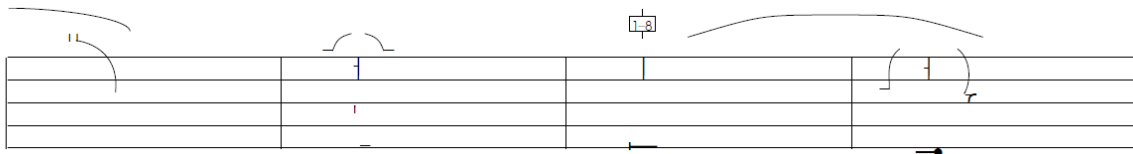
P15 – A1-05: Battements fondus and ronds de jambe en l'air (October 2014)

Description of correction: Clarification of head on counts 1-2

1-2	Close 5th devant en demi-pointes and lower heels	Arm to 2nd hand to barre by count 2 Head to centre on count 2
-----	--	--

P17 – A1-05: Battements fondus and ronds de jambe en l'air (October 2014)

Description of correction: Clarification of head on counts 1-2




P20 – A1-07: Adage (October 2014)

Description of correction: Clarification of &8 count

&8 Posé en avant through demi-plié in 4th to Arm through 1st to 1st arabesque line
 dégagé derrière straightening supporting
 leg

P21 – A1-07: Adage (October 2014)

Description of correction: Clarification of &8 count, amendment to Benesh notation




P25 – A1-09: Port de bras (October 2014)

Description of correction: Clarification of last counts 1-3 & 4 &

1-3	2 walks en avant to dégagé derrière en fondu	Left arm circles across body and arms through bras bas and 1st to 3rd arabesque line Head follows arms
&	Straighten supporting leg	
4	Turn to right to face 7 and step forward with right leg into dégagé derrière	Arms 3rd right arm forward
&	Swivel to right to face 5	Arms to 3rd left arm forward Eyeline to right hand

P27 – A1-09: Port de bras (October 2014)

Description of correction: Clarification of last counts 1-3 & 4 &



P36 – A1-12: Adage (October 2014)

Description of correction: Revised counts for first set of counts 2-3 through to count 6

2-3	Hold	
4	Small step forward into classical pose	Arms to 1st
&5&	Hold	Circular port de bras commencing left and recover arms 4th left arm raised
6	Hold	Left arm circles across body

P39 – A1-12: Adage (October 2014)

Description of correction: Revised counts for first set of counts 2-3 through to count 6

Andante INTRO 1-6

P48 – A1-17: Allegro 5 (October 2014)

Description of correction: Clarification of pirouette in the introduction

4& Pirouette en dehors **single or double** Arms 1st and 3rd right arm forward
 finishing right leg devant at 45° en
 fondu

P50 – A1-17: Allegro 5 (September 2013)

Description of correction: Clarification of pirouette in the introduction

Presto INTRO 1-4

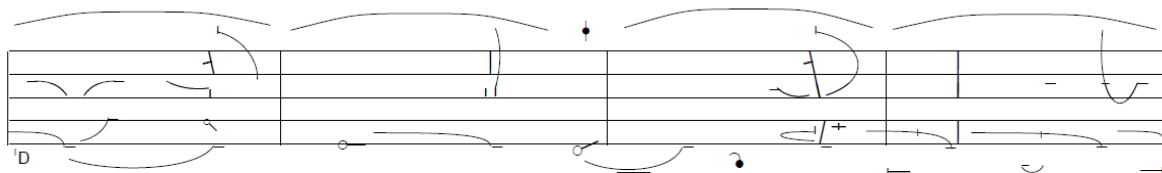
P49 – A1-17: Allegro 5 (October 2014)

Description of correction: Clarification of arms for counts 6& and 7-8

6&	2 Steps forward turning to face 5	Right arm through 1st and bras bas to arms 2nd
7-8	Posé en avant with left leg grand jeté en avant in attitude derrière facing 5	Arms through 1st to demi-bras Head to 1

P50 – A1-17: Allegro 5 (October 2014)

Description of correction: Clarification of arms for counts 6& and 7-8



P60 – A1-21: Pointe enchaînement 2 (October 2014)

Description of correction: Clarification of movement and timing from Introduction through into count a1

a1	Lower onto left foot and right leg posé en avant en pointe with petit développé action	Left arm through 1st to arms 4th left arm raised Eyeline to left arm
----	--	--

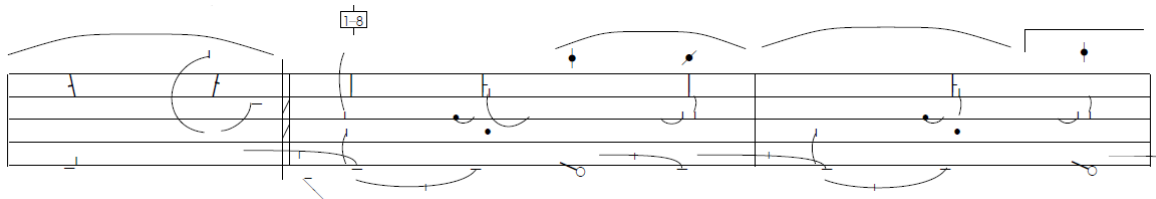
P69 – A1-23: Variation 1 (October 2014)

Description of correction: Clarification to arm and head movement for count &a3-4

&a3-4	Pas de bourée dessous travelling en avant into grand jeté en avant	Arms through 1st to 2nd arabesque Head erect and to 1
-------	--	---

P72 – A1-23: Variation 1 (October 2014)

Description of correction: Clarification to arm and head movement for count &a3-4



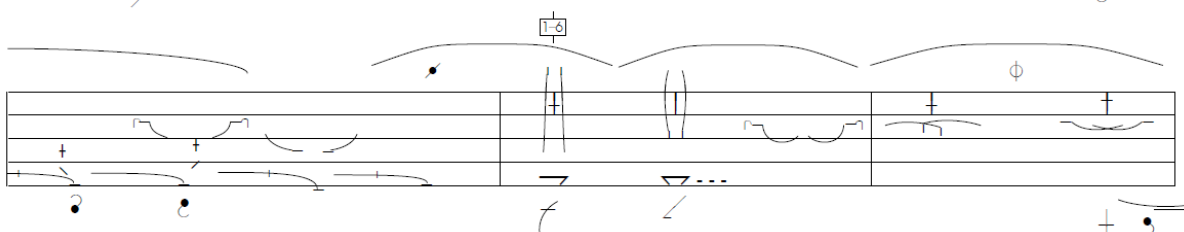
P77 – A1-24: Variation 2 (October 2014)

Description of correction: Clarification to arm movement for counts 2-3

2-3	Coursus en arrière in parallel 1st	Arms to 1st and undersweep to 2nd palms facing down	Head erect
-----	------------------------------------	--	------------

P80 – A1-24: Variation 2 (October 2014)

Description of correction: Clarification to arm movement for counts 2-3




P77 – A1-24: Variation 2 (October 2014)

Description of correction: Clarification to arm movement for counts 6&

6&	Step forward with right leg and low grand jeté en avant in attitude derrière	Arms to 2nd palms facing down and head erect	Body
----	---	---	------

P80 – A1-24: Variation 2 (October 2014)

Description of correction: Clarification to arm movement for counts 6&



P42 – A1-14: Allegro 2 (September 2013)

Description of correction: Count &3 finishing position of Brisé amended (no Benesh amendment):

&3 Step forward with right leg and
brisé devant to cou-de-pied devant

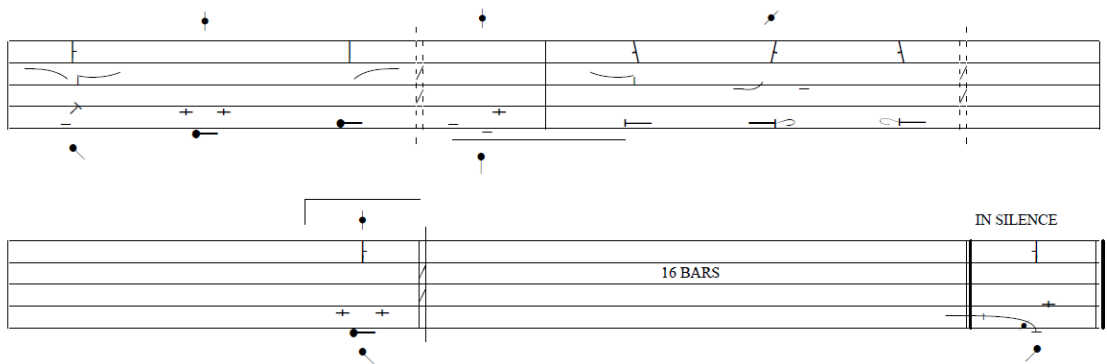
P58 – A1-20: Pointe enchaînement 1 (September 2013)

Description of correction: timing of Emboîtés corrected

a6 2 Emboîtés Arms demi-seconde Eyeline over front
foot

P59 – A1-20: Pointe enchaînement 1 (September 2013)

Description of correction: Benesh Movement Notation - timing of Emboîtés corrected:



P78 – A1-24: Variation 2 (September 2013)

Description of correction: Amends to timing on counts 4&5, &6

- | | | |
|----------------|---|--|
| 4&5 | Coupé dessous facing 1 and soft spring to left placing right leg into dégagé devant en fondu facing 5 | Arms to 3rd left arm forward Head turned over left arm |
| &6 | Soft spring to right placing left leg into dégagé devant en fondu facing 6 | Right arm starts to undersweep toward body |

P80-81 – A1-24: Variation 2 (September 2013)

Description of correction: Amends to timing on counts 4&5, &6

The image displays three systems of musical notation, each consisting of a piano part (bottom staff) and a violin part (top staff). The notation includes various musical symbols such as notes, rests, beams, and dynamic markings. Key markings include 'B4' above the violin staff in the first system, 'P' and 'H4' above the piano staff in the third system, and 'D'' below the piano staff in the first system. The notation is designed to illustrate corrections to timing on counts 4&5 and &6.

P60 – A1-21: Pointe enchaînement 2 (August 2013)

Description of correction: Glissade should be performed dessous, not devant

3

Glissade dessous

Arms to 2nd